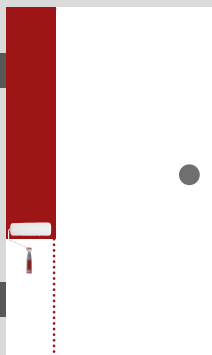



How to paint or lacquer a door:



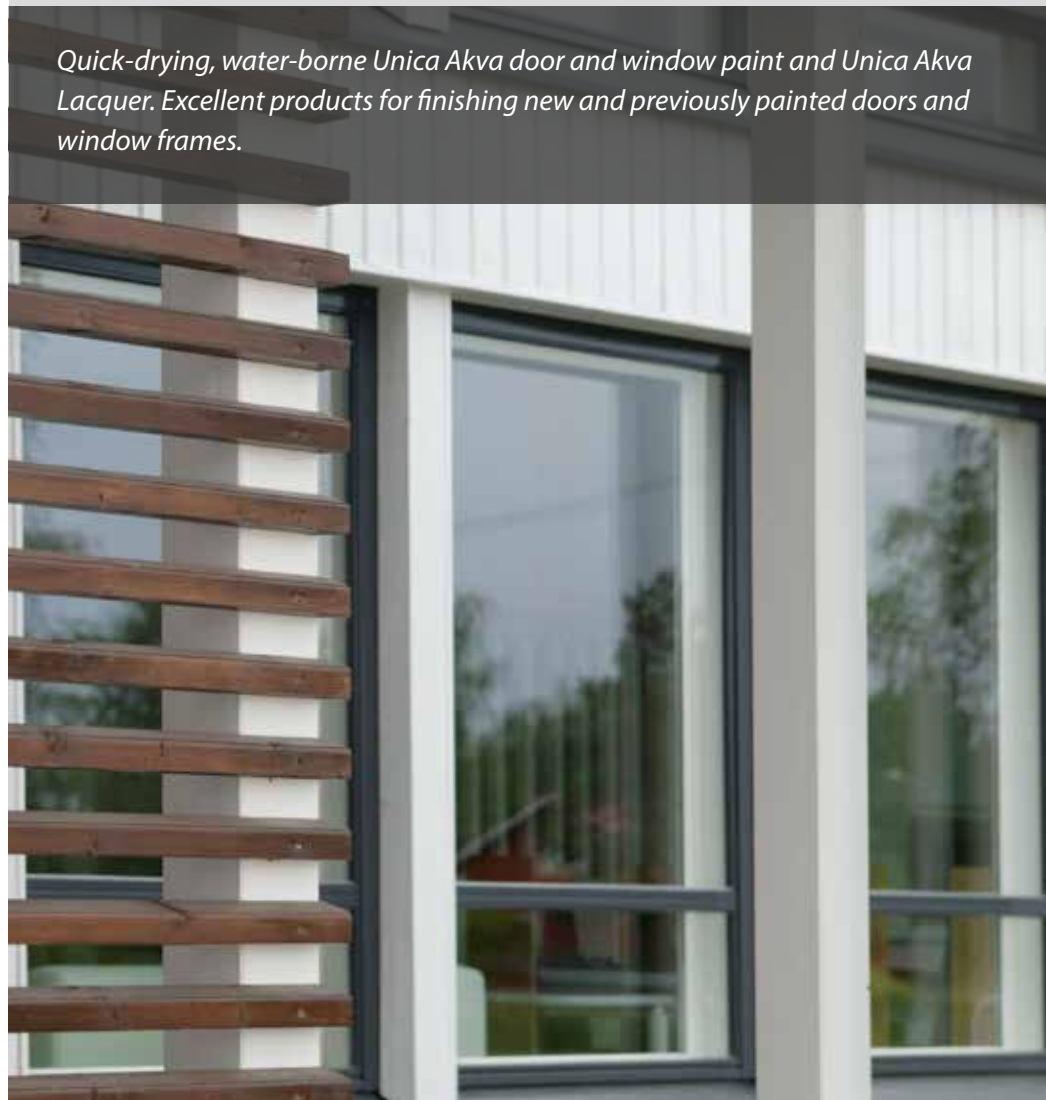
- Apply the product with a short-napped roller one strip at a time. Use paint or lacquer liberally.
- Smooth the treated stripe lightly using a mottler with artificial bristles. Proceed working one strip at the time. Do not let the edges of the paint stripe get dry.
- Please note that the product dries quickly, avoid touching up the treated areas later on.



UNICA AKVA

Paint and lacquer for doors and windows
Interior and exterior use

Quick-drying, water-borne Unica Akva door and window paint and Unica Akva Lacquer. Excellent products for finishing new and previously painted doors and window frames.





UNICA AKVA LACQUER

- Water-borne.
- One product for interior and exterior use.
- Suitable for new, lacquered or translucent wooden surfaces.
- In addition to doors and windows, Unica Akva lacquer can be used to treat small fixed parts of buildings, such as railings and grates, etc.
- No fading, yellowing or chalking.
- Protects wood from moisture, and cracking caused by exposure to weather.
- Colors for exterior surfaces from Valti color card and for interior surfaces from Interior Wood Stains and Lacquers color card. In exterior use a tinted product gives the best protection against weathering.



UNICA AKVA DOOR AND WINDOW PAINT

- Water-borne.
- One product for interior and exterior use.
- Suitable for lacquered, painted or translucent wooden surfaces as well as industrially treated wood surfaces without priming. Suitable also for primed metal surfaces.
- Unica Akva can be used also for exterior furniture and fixed parts of buildings such as railings or wooden panel surfaces of glazed balconies, etc.
- No fading, yellowing or chalking.
- Protects wood from moisture, and cracking caused by exposure to weather.
- Colors for exterior surfaces from Wooden Facades color card. For interior surfaces all Feel the Color color card's shades are available.